

The Gift of Engagement: GETTING A GODcha BIBLE GUIDE FOR OTHERS.

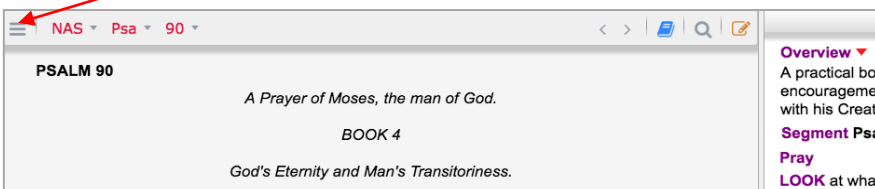
1. Go to the website (easier to do on your computer) and click the "Join Free" button.
 2. Enter the email of who you are getting it for (not yours) and enter a simple password. Remember both.
 3. Complete the form. **Be sure** to Click the box that says "Sign up for after my 30 days free". And pay.
 4. Once set up, share with the new user having them LOGIN using their email & that password
 5. They can then go to their app store, search "GODcha Bible Guide" get the app making sure they: click SIGN IN (DO NOT "create an account") Enter the email and the password you established.
- Note:** the subscription allows for 3 devices, since you signed up you have one of the devices, they will have access from two (maybe their mobile and a computer, or two mobiles, etc.).

MANAGING THE SUBSCRIPTION, YOU GAVE AS A GIFT

Since you subscribed, and paid for the subscription, you can stop paying for it any time. The user can continue the subscription on their own using the SAME email. To stop paying for the subscription that you purchased:

1. go into your main menu on your app

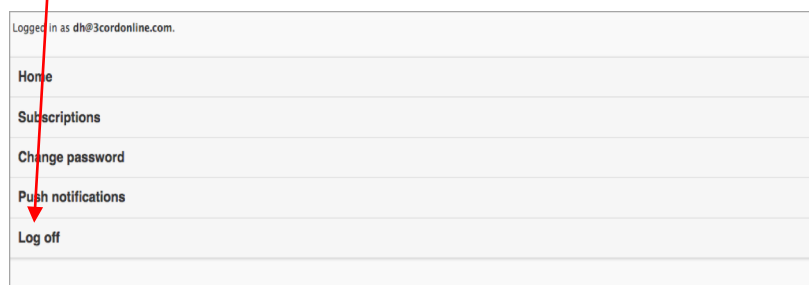
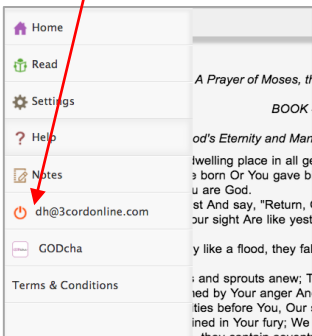
Here



2. From the drop down menu, click on your email (your user name

here

3. Then log off your account and 4. enter the email/password for the one you gifted



5. Once in under that user name, you can cancel the subscription any time.

